


VESSEL[®]
your solution partner

ULTIMATE BAR

The ultimate in user-friendliness. AC pulse ion bar.



CE RoHS

STAT-CLEAN B-series

Static electricity removing AC pulse ion bar
B-60 / 90 / 95 / 100 / 120 / 140 / 150 / 160 / 180 /
210 / 220 / 230 / 260 / 280 / 300

The approach to better quality...

Static electricity removing AC pulse ion bar series



Ion balancing mechanism

Works with diverse applications! High precision ion balancing.

During use The LEDs flash repeatedly in synch with the frequency.

Address setting 16 types of addresses can be set.

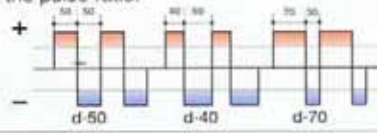
A-01-02-03-04-05-06-07-08-09-10-11-12-13-14-15-16

Frequency setting The frequency can be ideally set according to the distance to the charged target.

F-1.0-3.0-5.0-8.0-10-20-30

Pulse ratio setting Ion balancing can be ideally set by adjusting the pulse ratio.

d-40~50~60~70




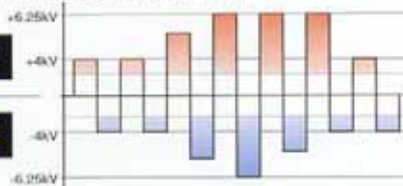
Voltage output setting The amount of +/- voltage applied to needle electrodes can be set.

+ ion voltage setting

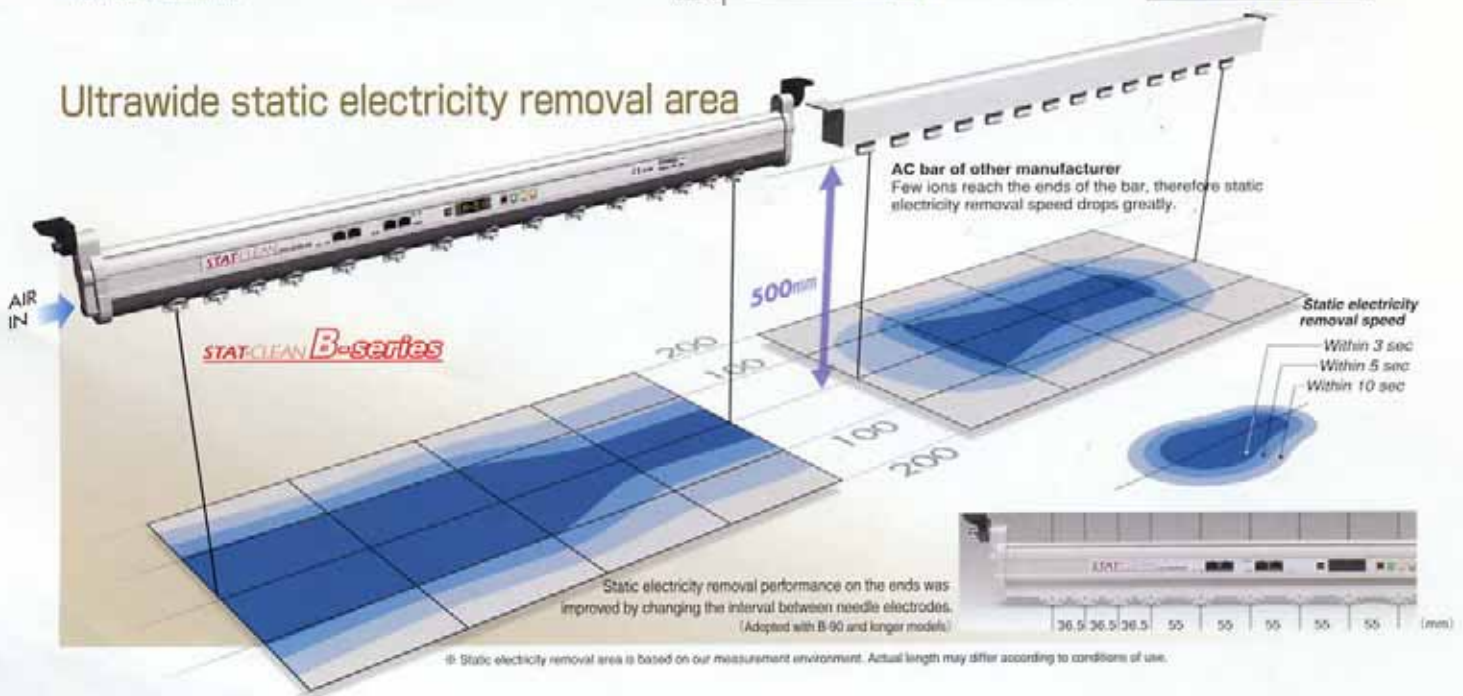
P-01-02-03-04-05-06-07-08-09-10

n-01-02-03-04-05-06-07-08-09-10

- ion voltage setting



Ultrawide static electricity removal area





Pursuing ease of use

Low maintenance design

The needle electrode unit is easily detached by just twisting. Maintenance and cleaning are easy. The low maintenance design ensures minimal particle adhesion to needle electrodes.



Start After 4 weeks (26 days) After 17 weeks (119 days) Particle adhesion

Needle electrode cleaning warning

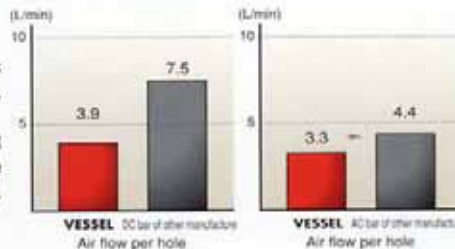
Needle electrode contamination is constantly monitored by detecting ion current. If ion generation declines, the LEDs and warning signals notify users of the need for needle electrode maintenance.



Air purge

Static electricity removal performance is enhanced by air flow. (Clean dry air / N₂, Max. 0.5 MPa)

Deodorizing air flow is deliberately kept low to conserve energy. Simply remove the plugs from either end to supply air. The bar can be used with air flow.



Card-type remote controller

Thin enough to fit in pockets. The ion bar can be controlled from distant locations. (Frequency / Pulse ratio setting)



Designed for safety

- Uses a low 24V DC input, therefore the bar can be easily and safely installed in automated equipment.
- Equipped to prevent abnormally high voltage and monitor for ion current drops. Warning signals can be output to external points as well.
- Compliant with CE EMC directives. The bar generates little noise and has little if any affect on other equipment.




Installed height from target: 80mm
Use of FFU laminar flow
F-80
Frequency setting: 8Hz
d-50
Pulse ratio setting: 50%



Installed height from target: 150mm
Use of FFU laminar flow
F-10
Frequency setting: 1Hz
d-48
Pulse ratio setting: 48%




Installed height from target: 150mm
Air pressure: 0.1MPa
F-30
Frequency setting: 30Hz
d-50
Pulse ratio setting: 50%



Installed height from target: 50mm
F-30
Frequency setting: 30Hz
d-52
Pulse ratio setting: 52%
No air




Installed height from target: 500mm
Air pressure: 0.5MPa
F-30
Frequency setting: 3Hz
d-50
Pulse ratio setting: 50%



Installed height from target: 100mm
Air pressure: N₂, 0.05MPa
F-30
Frequency setting: 30Hz
d-50
Pulse ratio setting: 50%



Installed height from target: 200mm
Air pressure: 0.1MPa
F-20
Frequency setting: 20Hz
d-51
Pulse ratio setting: 51%



Installed height from target: 300mm
Air pressure: 0.3MPa
F-50
Frequency setting: 5Hz
d-52
Pulse ratio setting: 52%

